



AUGUST 30, 2010

SERVICE MEMORANDUM NO: SM1002

MEMO TO: All Blue Bird Dealers
SUBJECT: Procedure for Checking Front and Rear Axle Oil Level
MODEL YEAR: 1992 - Present
MODELS AFFECTED: All

Note: The oil level must be checked when the axle is at ambient temperature. A correct level is not obtained when the axle is warm or hot. Serious personal injury and damage to components can result.

Caution: When hot, the oil temperature may be 190°F (88° C) or more and can cause burns.

Rear Axle

Check and Adjust the Oil Level

1. Park the vehicle on a level surface, set parking brake, and remove ignition key. Place blocks under the front wheels to prevent the vehicle from moving. The axle must be at ambient temperature.
2. Clean the area around the fill plug. Remove the fill plug from the differential carrier or the axle housing bowl, depending on the axle. Do not remove the temperature indicator plug. Figure 8.10 & 8.11.
3. Check the oil level. The level must be even with the bottom of the fill plug hole. See Figure 8.10.
4. Re-install the fill plug. Tighten the plug to 35-50 lb-ft (48-67 Nm).



BLUE BIRD

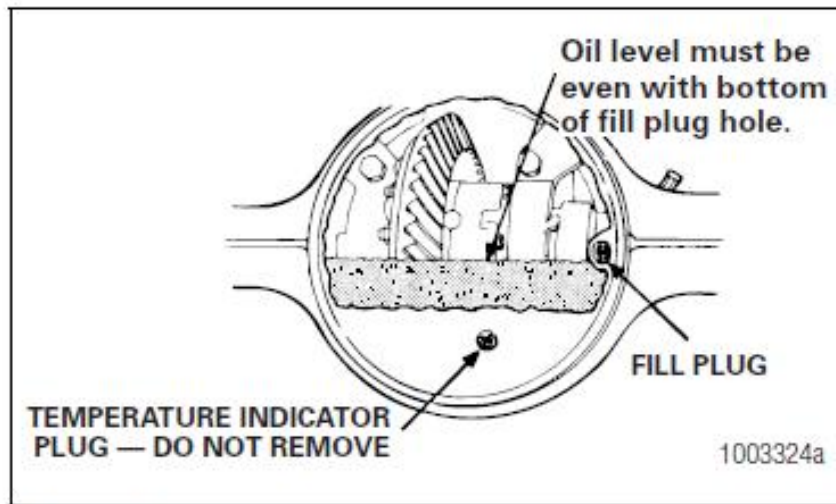


Figure 8.10

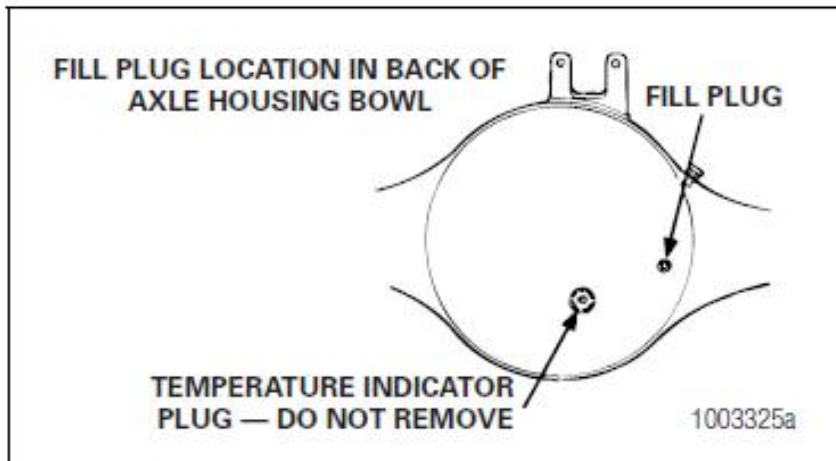


Figure 8.11



BLUE BIRD

Front Axle

Oil-Lubricated Wheel Bearings

NOTE: If you cannot observe the oil level because the sightglass is stained, remove the front plug, check the oil level with your finger and follow the procedures for Step 3 below. Replace the stained sightglass as soon as possible.

1. Park the vehicle on a level surface with the fill cap pointed in the upward direction, set parking brake, and remove ignition key. Place blocks under the front wheels to prevent the vehicle from moving. The axle must be at ambient temperature.
2. Check the oil level on the hub cap.
3. If the oil level is below the minimum level on the hub cap, remove the fill cap.
4. Add the specified oil to the maximum level. See Figure 2.31 (Shown without front plug).




Figure 2.31

5. Install the fill cap.

Sincerely,

Bill Coleman

Bill Coleman
Blue Bird Engineering Services
bill.coleman@blue-bird.com
478-822-2242