

PACER II

GOSHEN COACH
Thor Industries Commercial Bus Division



Shown with optional graphics, lighting and ADA packages.

Committed to moving people ahead >

- Up to 14 passenger
 - Flexible ADA packages
 - Excellent turning radius & maneuverability
 - Fully welded steel cage for safety
 - Available on Ford or Chevy chassis
 - Altoona tested (4 years/100,000 miles)
-



Parking Shuttle



Assisted Living



Church



Public Transit



Higher Education



Touring

PACER II

CHASSIS

Chevy G3500:

- 12,300 LBS GVWR
- 139" or 159" Wheel Base
- 6.0L Gas or 6.6L Diesel Engine (33 gallons)
- OEM Driver's Seat, High Back, Reclining, Bucket, Cloth with Headrest & Right Arm
- Electronic 4-speed Automatic Transmission
- OEM Dash A/C, Heater & Defroster
- Dual Batteries
- Power Steering/ABS Brakes/Tilt Wheel
- Daytime Running Lights
- OEM 145 AMP Alternator (dual 145 AMP on diesel)
- Chrome Front Bumper
- Driver Air Bag
- Dual Sun Visors
- Engine Block Heater (diesel)
- Dual Rear Wheels
- All Wheels Painted White



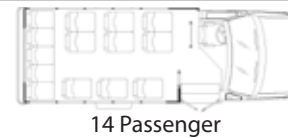
Ford E-350:

- 11,500 & 12,500 LBS GVWR
- 5.4L & 6.8L Gas or 6.0L Diesel Engine (40 gallons)
- 138" & 158" Wheel Base
- Electronic 5-speed Automatic Transmission
- OEM Dash A/C, Heater & Defroster
- Dual Batteries*
- Power Steering/ABS Brakes/Tilt Wheel
- Daytime Running Lights
- OEM 155 AMP Alternator (5.4L Gas) or 195 AMP (6.8L Gas) or 120+140 AMPS (6.0L Diesel)
- Chrome Front Bumper
- Driver Air Bag
- Driver Sun Visor
- Engine Block Heater (gas & diesel)
- Dual Rear Wheels
- All Wheels Painted White

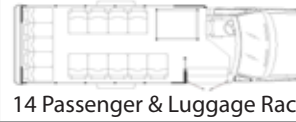
*Diesel engines include battery box with slide out tray



Seating plans can be configured based on customer needs or specifications



14 Passenger



14 Passenger & Luggage Rack

STANDARD FEATURES

- Up to 24 Feet Long and 14 Passengers
- 81" Interior Width
- Interior Height 77" at Aisle
- Fully Welded, Unitized Steel Cage Construction
- One Piece High Gloss, FRP Exterior Sidewalls
- Large Upper T-slider Windows w/Dark Tint
- FRP Interior Walls
- 5/8" Exterior Plywood Sub-floor with Black Rubber Flooring & Carpeting Under Seats
- 6 Dome Lights and 2 Stepwell Lights
- Rear Mud Flaps
- Vacuum Laminated and Fully Insulated Walls and Roof
- Emergency Side and Rear Egress Windows
- One Piece Roof
- Manual Exterior Breakaway Mirrors w/Convex
- Fully Undercoated

Due to constant product improvements; specifications, component parts and optional equipment are subject to change without notice or obligation. See your dealer for details. Photos may show optional equipment.



Breakaway Convex Mirrors



Rear Window



High Gloss Exterior Fiberglass



7 Passenger, 3 W/C



9 Passenger, 2 W/C

Optional Equipment:


- Choice of Exterior Skin (Aluminum or Fiberglass)
- Choice of Rear Suspension Systems
- Audio/Visual Packages
- Luggage, Dedicated Rear and/or Overhead
- Rubber or Altro Flooring
- Choice of Interiors (Cloth, Vinyl, Carpet)
- Choice of Seat Material (Vinyl, Cloth, Leather)
- ADA Packages Available
- Custom Paint & Graphics Packages
- Co-pilot Plug Door with Window (LTD model only)

PACER LTD (see below)

Featuring LS Styled Front Cap!



Seating plans can be configured based on customer needs or specifications



10 Passenger, 2 W/C



15 Passenger