

SENTINEL

GOSHEN COACH

Thor Industries Commercial Bus Division

SENTINEL



Shown with optional graphics, mirrors and ADA package.

Committed to moving people ahead >

- Up to 35 passengers
 - Fully welded, steel cage for safety
 - Tilt hood for ease of maintenance
 - Wide variety of applications
 - Altoona tested – 7 years/200,000 miles
-



Parking Shuttle



Assisted Living



Church



Public Transit



Higher Education



Touring


CHASSIS

International:


- International 3200 Chassis
- 23,500 and 26,000 GVWR
- Maxxforce 7 Diesel (215HP) (DT optional)
- 193", 205", 217", 236" or 254" Wheel Base
- Allison Electronic Automatic Transmission
- National 2000 Air Suspension Driver Seat, High Back, Reclining w/Headrest, Cloth Cover and Air Lumbar Support
- OEM Dash A/C, Heater & Defroster
- Three Batteries (1950 CCA total)
- Taper Leaf Front Parabolic Spring Suspension
- Hydraulic ABS Brakes (Air Suspension optional)
- Power Steering and Tilt Wheel
- Phillips 1000-Watt Block Heater
- Leece-Neville 200 Amp Alternator
- Tilting Fiberglass Front End
- 65 Gallon Steel Fuel Tank
- Cruise Control and High Idle
- Stainless Steel Exhaust System
- Chrome Front Bumper and Grille
- Halogen Headlights
- Daytime Running Lights
- Front Tow Hooks
- Dual Rear Wheels
- All Wheels Painted White



Seating plans can be configured based on customer needs or specifications



29 Passenger, Rear Luggage



35 Passenger

STANDARD FEATURES

- Up to 35 Feet Long and 35 Passengers
- 92.5" Interior Width for Double Seating on Both Sides of Center Aisle
- Interior Height 80" at Aisle
- Fully Welded, Unitized Steel Cage Construction
- Flat Floor (no wheel wells)
- Mid-ship Turn Signals and Marker Lights
- Large Upper T-slider Windows w/Dark Tint
- FRP (Fiberglass Reinforced Plastic) Interior Walls
- One Piece, High Gloss, FRP Exterior Sidewalls
- One Piece Roof
- 5/8" Exterior Plywood Sub-floor with Black Rubber Aisle & Carpeting Under Seats
- 6 Dome Lights and 2 Stepwell Lights
- Vacuum Laminated and Fully Insulated Walls and Roof
- Emergency Side and Rear Egress Windows
- Rear Steel Bumpers
- OEM Drop Down Battery Tray Located in Drivers Step
- Manual Exterior Breakaway Mirrors w/Convex
- Altoona Tested 7-year/200,000 Mile Category

Due to constant product improvements; specifications, component parts and optional equipment are subject to change without notice or obligation. See your dealer for details. Photos may show optional equipment.



Breakaway Convex Mirrors



Rear Window (shown with optional light package)



High Gloss Exterior Fiberglass

Optional Equipment:

- Choice of Exterior Skin (Aluminum or Fiberglass)
- Audio/Visual Packages
- Luggage, Dedicated Rear and/or Overhead
- Rubber or Altro Flooring
- Choice of Interiors (Cloth, Vinyl, Carpet)
- Choice of Seat Material (Vinyl, Cloth, Leather)
- ADA Packages Available
- Custom Paint & Graphics Packages



Rear Step & Tow Hooks



Overhead Luggage



Flip-down TV



Rear Wheel Chair Lift



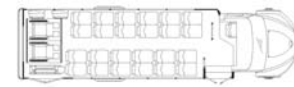
Rooftop Mounted AC



Double 3-Step Foldaway



25 Passenger, 2 W/C



24 Passenger, 2 W/C



25161 Leer Drive Elkhart, IN 46514 USA
 [phone] 574.970.6300 ■ [fax] 574.266.5866
 [e-mail] sales@goshencoach.com
 [web] www.goshencoach.com