



# Rear Roof Cap Rivets

# RECALL

**MODELS AFFECTED:** 2005 through 2009 model Blue Bird Vision and All American School Buses manufactured at Fort Valley, Georgia from January 22, 2004 through March 28, 2008 and 2004 through 2007 model Blue Bird Vision and All American School Buses manufactured at Lafayette, Georgia from March 06, 2003 through June 16, 2006.

## ISSUE

On some units, the rivet spacing may be incorrect in some segments of the rear roof sheet and rear roof cap joint, resulting in noncompliance with FMVSS 221, School Bus Body Joint Strength.

## CORRECTIVE ACTION

Inspect the rivet spacing at the joint and install additional rivets as required by specification.


**WARNING** This procedure requires working from ladders or scaffolds to reach the top of the bus. Observe all safety precautions to secure the bus from rolling and for use of ladders or scaffolds.

## PROCEDURE

**1** Park vehicle on level surface, apply parking brake, remove ignition key and chock wheels.

**2** Inspect rivet spacing at rear roof sheet and rear roof cap joint. Joint must have a minimum of six rivets in an eight inch segment.

2.1 Place the template over the joint and parallel to the edge of the roof sheet, allowing roof rivets to be exposed through the opening in the template as shown.



2.2 Move the template from one side of the rear roof cap to the opposite side.

2.3 If a segment in the rear roof cap joint contains less than six rivets, additional rivets are required. Mark each area that requires additional rivets.

2.4 If one rivet is required; add a rivet equally spaced between the two rivets with the largest space in this section.

2.5 If additional rivets are required; add additional rivets between the largest spaces until a minimum of six (6) rivets have been added in the eight (8) inch segment.

**3** Install rivet/s at each mark. Using a short 17/64" drill bit, drill a hole through the roof cap, roof sheet, and rear bow flange. Be sure to drill hole on a common centerline with existing rivets.




R08NC

S E R V I C E R E C A L L



# RECALL


**4** Place a small amount of Vinyl Gray 5522 Sealant (Blue Bird # 0898627) in each drilled hole.




**6** Clean up any sealant that may have squeezed out or smeared during rivet installation.



**5** The supplied 1/4" blind rivets (Blue Bird # 1854397) are pre-painted white or school bus chrome yellow. Install a rivet of the appropriate color into each hole.



**7** With the correct color paint, touch up the center of each blind rivet where the stem was removed during installation.



## PARTS LIST

PART NUMBER	QUANTITY	DESCRIPTION
0898627	1 per bus	Tube, Vinyl Gray 5522 Sealant
1854397	As Required	Rivet, .25" Blind (both White and Yellow)

R08NC

S E R V I C E R E C A L L

**RECALL R08NC  
INSPECTION SHEET**

<b>Body Number</b>	<b>Roof Color</b>	<b>Number Rivets Needed</b>	<b>Date Inspected</b>

**Ship Rivets to: Name:** \_\_\_\_\_

Street Address: \_\_\_\_\_

City: \_\_\_\_\_ State: \_\_\_\_\_ ZIP \_\_\_\_\_

Telephone: \_\_\_\_\_

Inspected by: \_\_\_\_\_

R08NC

September 18, 2008

Dear Blue Bird Owner:

This notice is sent to you in accordance with the requirements of the National Traffic and Motor Vehicle Safety Act.

Blue Bird Body Company has decided that certain 2004 through 2009 model year Blue Bird All American and conventional school buses manufactured from March 06, 2003 through March 28, 2008 fail to conform to Federal Motor Vehicle Safety Standard No. 221, (School Bus Body Joint Strength).

On the subject buses, the rivet pattern may be incorrect in sections of the rear roof sheet joint that attaches it to the rear roof cap. In the event of a crash, these panels may separate exposing the occupants to increased risk of injury. Blue Bird is conducting a recall to correct this noncompliance. Buses with the noncompliance must be corrected according to the instructions provided with recall R08NC, copy attached.

Your Blue Bird bus(es) affected by recall R08NC are identified by body serial number(s) on the enclosed reply sheets. If you no longer own the subject bus(es), please complete the appropriate section of the pink cover sheet and return to Blue Bird in the enclosed pink postage prepaid envelope.

To receive parts required to correct this condition, you will need to inspect the rivet pattern using the enclosed template. On the enclosed reply sheet for R08NC enter the number of rivets omitted, indicate your roof color, date of inspection, and **correct UPS shipping address**. Sign and return the reply sheet in one of the enclosed pink reply envelopes. Rivets and sealer will be shipped at no charge via UPS to the address provided.

If no rivets are found missing, complete the pink reply sheet and return to Blue Bird in one of the enclosed pink postage prepaid reply envelopes.

Labor time allowed to inspect the rear roof cap is 0.3 hours (18 minutes) per bus.

Labor time allowed for installing rivets will be reimbursed at 2 minutes per rivet.

A qualified technician should perform this modification or you may contact your Blue Bird distributor for assistance. Reimbursement for labor may be obtained by completing the **pink** request for reimbursement sheet provided and returning it to Blue Bird in the enclosed **pink** postage prepaid envelope.

If the modifications/repairs directed by this notification were performed on your bus prior to the receipt of this recall notification, complete and sign the recall reply sheet and attached a copy of the work order/invoice. Mail the documents in the **pink** self-addressed postage paid envelope included with the recall notification to Blue Bird for warranty consideration. Reimbursements will be made in accordance with the requirements of the National Highway Transportation Safety Act, title 49 Code of Federal Regulations, Parts 573 and 577.

Federal law requires that any vehicle lessor receiving this recall notice must forward a copy of this notice to the lessee within ten days.

If Blue Bird Body Company should fail to or is unable to remedy this condition without charge to you, you may contact:

**ADMINISTRATOR  
NATIONAL HIGHWAY TRAFFIC SAFETY ADMINISTRATION  
1200 NEW JERSEY AVENUE, SE  
WASHINGTON, D.C. 20590**

or you may call The National Highway Traffic Safety Administration toll free at:

1-888-327-4236  
TTY: 1-800-424-9153  
or go to: <http://www.safercar.gov>

Questions regarding this recall campaign should be directed to me at (478) 822-2242.

Thank you,



Bill Coleman  
Corporate Recall Administrator  
**BLUE BIRD CORPORATION**